

# Animatic

## Class Worksheets

Empar Cogollos Calabuig

February - April 2011



## Running Dictation

### Animation Definition

-----

Animation is the rapid display of a sequence of images of 2-D or 3-D artwork in order to create an illusion of movement.

-----

Animation is the rapid display of a sequence of images of 2-D or 3-D artwork in order to create an illusion of movement.

-----

Animation is the rapid display of a sequence of images of 2-D or 3-D artwork in order to create an illusion of movement.

-----

Animation is the rapid display of a sequence of images of 2-D or 3-D artwork in order to create an illusion of movement.

-----

Animation is the rapid display of a sequence of images of 2-D or 3-D artwork in order to create an illusion of movement.

-----

Animation is the rapid display of a sequence of images of 2-D or 3-D artwork in order to create an illusion of movement.

## Films to Analyse

www.youtube.com/watch?v=aEAObel8yIE

**YouTube** Search Browse TV S

**Emile Cohl - Fantasmagorie 1908**  
 classiccartoon 3 videos Subscribe



0:15 / 1:17 240p

<http://www.youtube.com/watch?v=aEAObel8yIE>

www.youtube.com/watch?v=sA2VYkKwXcA

**YouTube** Search Browse TV S

**Peace Day animation: A fly's journey with a pepper shaker**  
 PeaceDaySept21 4 videos Subscribe




0:08 / 3:12 360p

www.youtube.com/watch?v=sDX8hyZS7IA

**YouTube** Search Browse TV S

**Peace Animation**  
 zimaroulis 7 videos Subscribe




0:30 / 1:08 360p

www.youtube.com/watch?v=2xFKIDYCF8s

**YouTube** Search Browse TV S

**Top Bun - Wallace and Gromit Christmas Special: A Matter of Loaf and Butter**  
 BBC 8,884 videos Subscribe




0:04 / 0:54 360p

www.youtube.com/watch?v=5XfWOUduxc

**YouTube** Search Browse TV S

**A Chairy Tale (1957)**  
 lilacwine85 48 videos Subscribe




1:00 / 9:55 360p

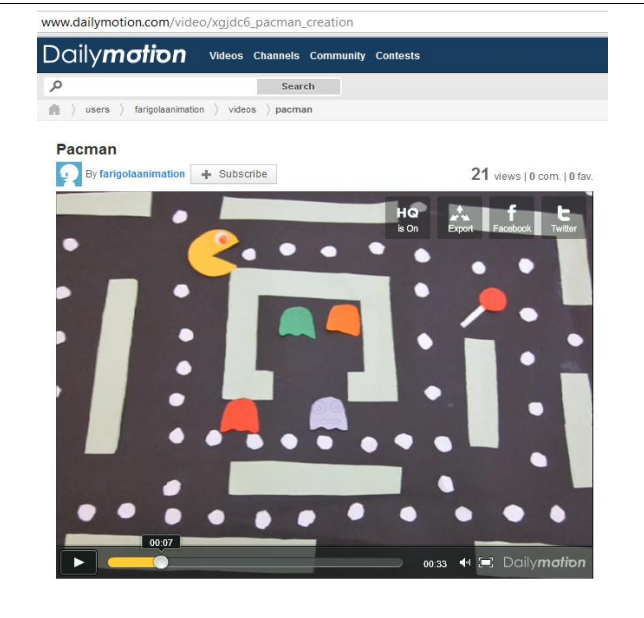
www.youtube.com/watch?v=EofVUPV3iXg

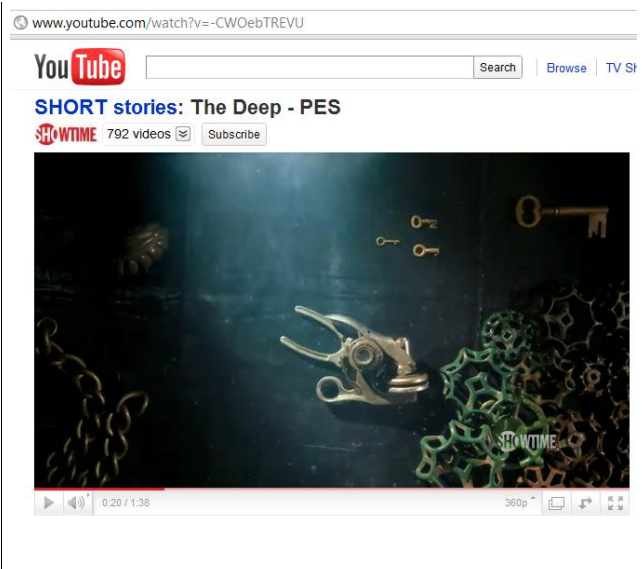
**YouTube** Search Browse TV S

**The Alphabets**  
 TheLegoman 15 videos Subscribe



0:19 / 1:54 240p





## Film Chart

Name.....

Title	
Characters	A man
Background	Black
Story	He goes to the theatre
Kind of animation	Drawing

-----

Name.....

Title	
Characters	A fly
Background	The world
Story	The fly carries a pepper shaker and makes people sneeze.
Kind of animation	Drawing animation

-----

Name.....

Title	
Characters	Stick men
Background	Blue
Story	Three stick men create a peace symbol.
Kind of animation	Plasticine animation

-----

Name.....

Title	
Characters	A man and a dog
Background	A bakery factory
Story	The dog helps the man to make bread
Kind of animation	Plasticine animation

-----

Name.....

Title	
Characters	A man and a chair
Background	Black
Story	The chair plays with the man
Kind of animation	Pixel animation

-----

Name.....

Title	
Characters	Letters
Background	Grey lego bricks
Story	The alphabet
Kind of animation	Real objects

-----

Name.....

Title	
Characters	People
Background	House
Story	It's Christmas. People eat a soup, make the "caga tio" poops and go to sleep. Next morning they find the presents that the three kings brought.
Kind of animation	Cut-out



-----  
Name.....

Title	
Characters	Two bears and a fly
Background	Whiteboard
Story	The two bears draw a fly flying around a lamp
Kind of animation	Drawing/ Puppets

-----  
Name.....

Title	
Characters	Stick dancers
Background	Square
Story	People dance a stick dance (traditional Catalan dance)
Kind of animation	Puppets

-----  
Name.....

Title	
Characters	Pacman and ghost
Background	A game
Story	The Pac-Man eats the ghosts
Kind of animation	Cut-out

-----  
Name.....

Title	
Characters	Two boys
Background	Kitchen
Story	A boy cooks pancakes and another boy eats them
Kind of animation	Pixel/Everyday objects



Name.....

Title	
Characters	Socks
Background	A house
Story	The socks are playing hide-and-seek
Kind of animation	Everyday object

-----

Name.....

Title	
Characters	Fish
Background	Sea
Story	Metal objects of the past come to life in the depths of the sea
Kind of animation	Everyday object



-----

Name.....

Title	
Characters	A car, a man and a band
Background	Scrabble board
Story	The letters of the scrabble form words.
Kind of animation	Everyday object

## History of animation


**Still drawings of Paleolithic cave** paintings, where **animals** are depicted with multiple sets of legs in superimposed positions, attempting to convey the perception of motion.



The **Persian bowl** has **five images painted** along the sides, showing phases of a goat leaping up to nip at a tree.



An **Egyptian Mural** approximately 4000 years old which shows scenes of **young soldiers** being trained.



**Zoetrope** is essentially a **cylinder** with vertical slits around the sides. As the cylinder is spun, the user then looks through the slits to view the illusion of motion.

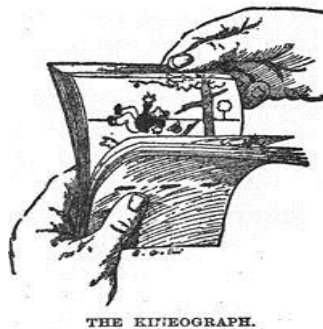


**Thaumatrope** is a disk or card with **a picture on each side**. It is attached to two pieces of string. When the strings are twirled quickly between the fingers the two pictures appear to combine into a single image.






**Flip Book** a set of **sequential pictures** flipped at a high speed creates the effect of movement.



**The Praxinoscope** improved on the Zoetrope by replacing its narrow viewing slits with an inner circle of **mirrors**.




**The Horse in Motion** by Eadweard Muybridge was a series of **photos** that stand as one of the earliest forms of videography.

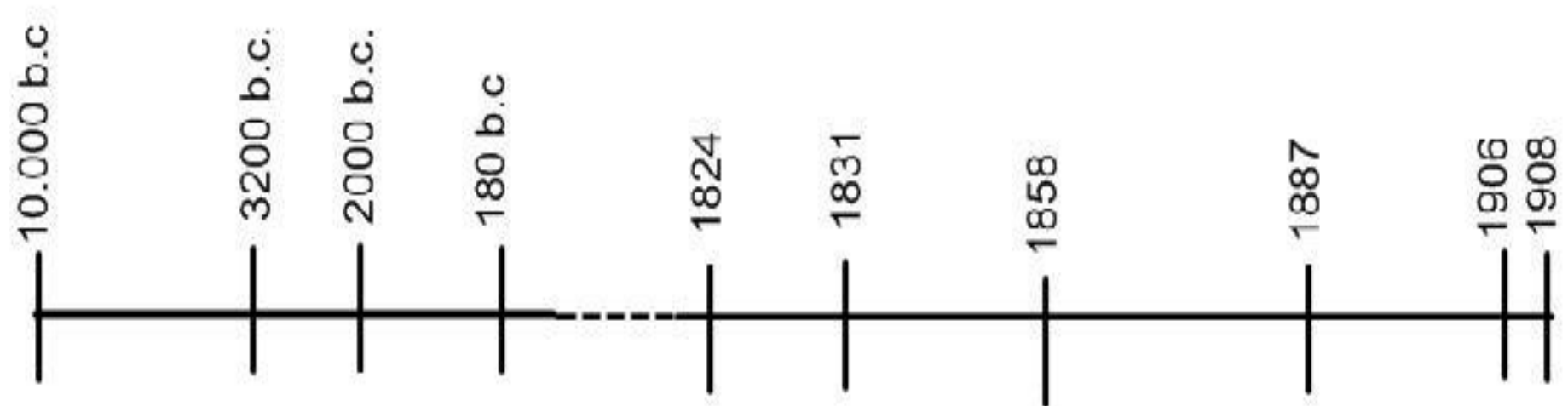


The **first animated work** on standard **picture** film was Humorous Phases of Funny Faces by J. Stuart Blackton



Segundo de Chomón was the **first Spanish film-maker** to use some stop motion tricks such as in his film "The electric **hotel**".







## How to create an animation film



Take photographs of the movement (between 20 and 40), each photo has to be slightly different from the previous one.



Finally, export your film.



Choose a short, simple, everyday movement, for example to sit down (mime the action).



Add a title and an end to your film.



Decide which colours you are going to use. For example: blue for the jeans, green for the T-shirt, etc.



Split the movement into frames (mime).



Copy the photos on a plastic paper with a permanent marker.



Print the photos.



Scan the drawings.



Practice the movement slowly, you have to start and finish in the same position.



Edit the photos with Monkey Jumble software.

## How to edit my film

Then you watch it with a little play button.

Highlight them all.

Then, click on the **little TV** on top which allows you to preview all the photos before you export them.

Below you see all the images.

Click on **Import**.

When you have opened it, go to **File, Import, Images**.

**Save** wherever you need it.

Go down to whichever **file** has your pictures in it.

Then you go **File, Export Avi**.

You click **Add files**.

If you think it's too fast, go to **Setting, Frame Per Second (FPS)** and pick up a FPS.

## Type of shots

### Long Shot

Shows the **entire human body**. Allows you to see everything, so usually the first shot to help you set the scene.

### Mid Shot

Shows characters from the **waist** up and is useful when filming people talking.

### Close-up

Shows very little background, and concentrates on either a **face**, or a specific **detail**.

### Eye-Level

This is the most common view, being the real-world angle that we are all used to.

**Low Angle** – filmed **from below** with the camera pointing **up**. It makes someone look bigger and more powerful.


**High Angle** – filmed **from above** with the camera pointing **down**. Used to make someone look smaller.

### Bird's Eye

This shows a scene from directly **overhead**, a very unnatural and strange angle.



Type of shots Photographs





**Photos: Titles and comments**

Hard rain project

-----  
**Forest destruction**, Haiti

-----  
**Oiled bird**, Brazil

-----  
**Melt water**, Greenland

Warmer air temperatures are causing the Greenland ice sheet to melt earlier and faster.

-----  
Amazon **jungle** being **burned** to expand agricultural land, Brazil

-----  
**A child with a toy gun**, Bucharest, Romania

Two hundred and thirty million people died as a result of war in the 20<sup>th</sup> century.

-----  
**Mother and child** living in a drainpipe, Calcutta, India

-----  
Drought Namibia

A San Bushman boy stands beside his **horse dying** of thirst.

-----  
My god-daughter Alice Jacoby in mid-air, catching **rainbows in a teapot**.

-----  
Logging road, Amazon, Brazil

**Surui children watch** a bulldozer cut a logging road through their reservation

Child workers, Manila Bay, Philippines

The unacceptable face of recycling. These children **collect plastic** from the polluted waters of Manila Bay to sort and sell.

---

La Paz, Bolivia

This is our greatest challenge: learning to live in a **crowded** and interconnected world that is creating an unprecedented pressures on human society and on the physical environment.

---

**Swimming** with a humpback, French Polynesia

---

Kosovan refugees

**Bread** is thrown to Kosovan refugees prevented from re-entering the former Yugoslav Republic of Macedonia.

---

The Andromeda **Galaxy**

---

A **wedding** party protests against air pollution, Russia

---

Serra Pelada gold **mine**, Amazon

## Step-by-step Procedure to create an animation film

---

Decide the **roles in the group**.

---

Decide what **kind of animation** you are going to make (plasticine, drawing, pixel, object, puppet, cut-out).

---

Decide **characters, background and props** or objects needed.

---

Create a **story**.

---

Decide the **type of shot** you are going to use.

---

**Draw** the story on the storyboard.

---

Create a **background and characters**.

---

**Rehearse** the scene with actors, puppets, objects...

---

**Arrange your camera** so that the background fills the camera and make sure the camera doesn't move.

---

**Characters change their position** with small movements.



**Take a shot** each time they move.

-----

**Keep changing** the **characters'** position and adding actors if necessary until you have told your story.

-----

**Upload** your shots to a computer.

-----

**Edit** the photos with Monkey Jumble software.

**Picture dictation examples**

Put the girl on the house.  
Put the boy under the tree.  
Put the carrots between the box and the rabbit.  
Move the box forward.  
Move the cake to the left.  
Move the rabbit up.  
Move the boy down.

## Film Award Ceremony

Put in order the sentences:

-----

Hello everybody

-----

Are you doing all right? Good

-----

Welcome to the Electronic Arts British Academy Children's Awards 2010

-----

To present this award...

-----

Welcome...

-----

Here are the nominees for.....

-----

and the Bafta goes to.....

-----

Get out the envelope

-----

Thank you to all the kids and their families

-----

the next category is...

-----

and the winner is....

Empar Cogollos Calabuig

Escola La Farigola del Clot 25