

# M & M Probability Game





&




# Probability

2	3	4	5	6	7	8	9	10	11	12



&



# Probability


2	3	4	5	6	7	8	9	10	11	12
	○	○	○	○	○	○	○	○	○	
				○	○	○				

## GETTING STARTED:

- Place M&M pieces on number line.
- Record on M & M recording sheet by drawing circles to represent where you placed the pieces.



&



# Probability


2	3	4	5	6	7	8	9	10	11	12
X	○	○	○	⊗	○	⊗	○	○	○	
				⊗	○	○				
				X						

## PLAY GAME:

- Toss two dice and add to get sum.
- If you have a piece on that number, remove it and record X on recording sheet.
- If you do not have a piece on that number, write an X in box.



&



# Probability

2	3	4	5	6	7	8	9	10	11	12
X	○	○	○	⊗	○	⊗	○	○	○	
				⊗	○	○				
				X						

## PLAY GAME:

- Continue playing until you have removed all of your pieces.
- Count up how many rolls it took to get all of your pieces. (Count the X's on your sheet.)
- Record results on class line plot.