

T _ _ _ _

THE FLOWER

Illustration or

A _ _ c _ _ _ _

A _ _ _ _ _


or writer

written by JOHN LIGHT

illustrated by LISA EVANS

I _ _ _ _ _

P _ _ _ _ _



All books have 3 parts:

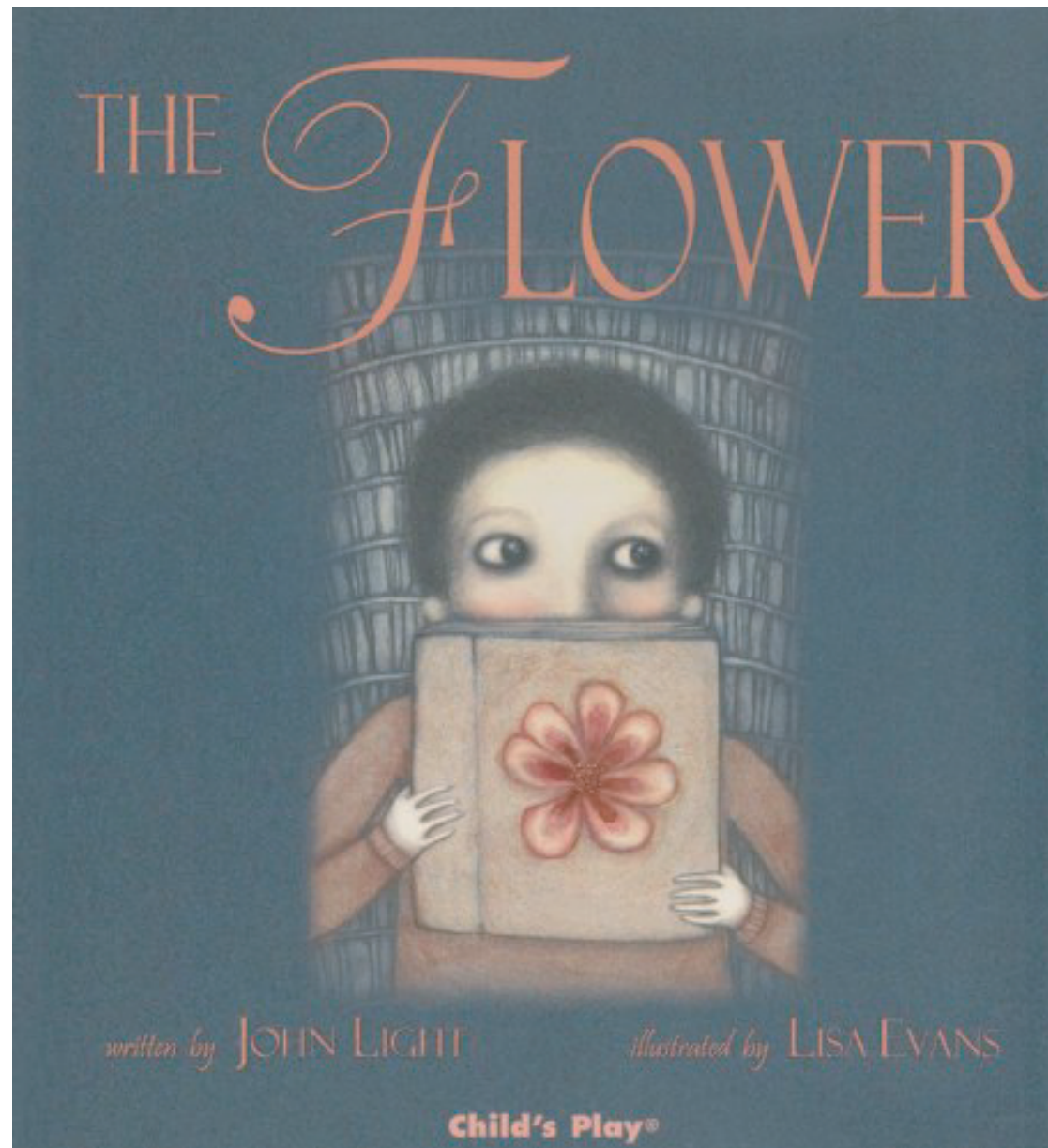
Child's Play®

Who?

What?

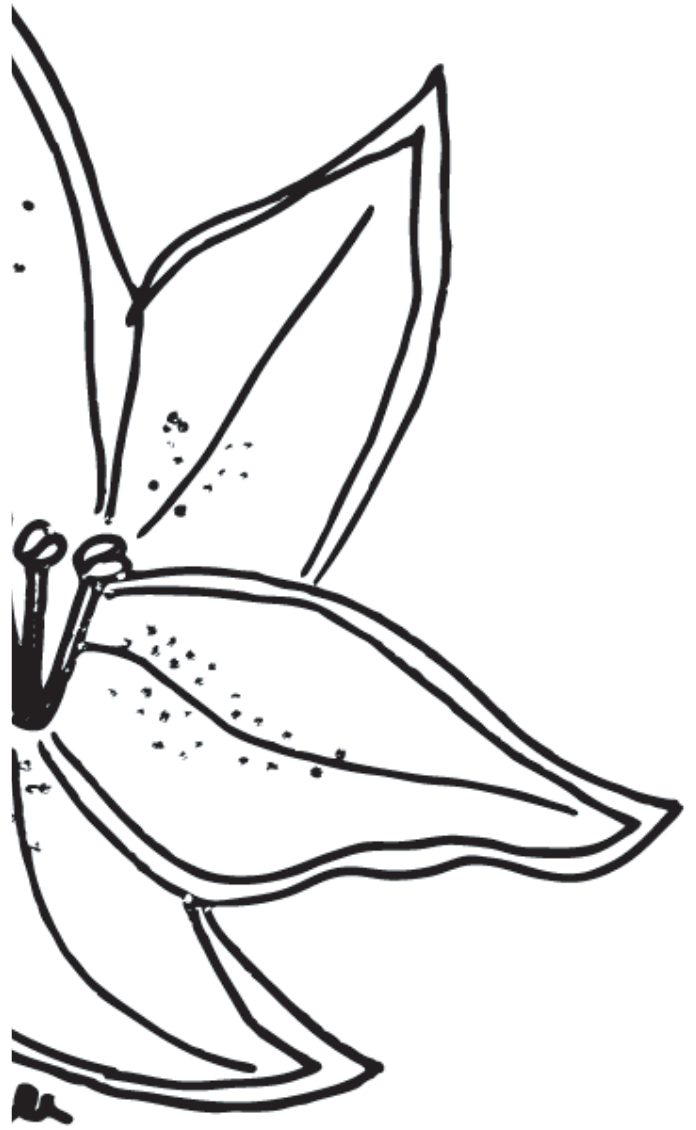
When?

Where?













VOCABULARY Checklist



- Shelf
- Ball
- Jewellery box
- Kite
- Shoe
- Tree
- Round Hat
- Pink Monster
- Mirror
- Armchair



Name : _____



VOCABULARY Checklist



- Shelf
- Ball
- Jewellery box
- Kite
- Shoe
- Tree
- Round Hat
- Pink Monster
- Mirror
- Armchair



Name : _____




VOCABULARY Checklist



- Shelf
- Ball
- Jewellery box
- Kite
- Shoe
- Tree
- Round Hat
- Pink Monster
- Mirror
- Armchair



Name : _____





3 books

jewellery
box

purple plate

crystal ball

purple rabbit

crown

blue toy
ship

vase

lollipops

shoe

key

teapot

cup

old clock

scale

big vase

moon and
sun



Adapted from Lisa Evans.

What is that
bright pink book?

I hope nobody
saw me with
the book.

The flowers in
the book look
beautiful.

What's that
picture?

I have enough
dust to fill the
mug.

Why don't the
flowers grow up?

How sad!
Now I don't have
flowers.


More flowers!
I can't believe it!

I love flowers!
I want flowers all
over the city.

Names :

and


Date :




Once upon a time... book illustration

A WORLD WITHOUT

FLOWERS




Adapted from Lisa Evans.




A WORLD FULL OF FLOWERS

FLOWERS



Adapted from Lisa Evans.



How did you make The Flower? Number the steps 1 to 9.

Acrylics


- I used fixative and glitter.
- I mixed some yellow and blue to create green.
- I added some red to create different green tones.
- I looked at details in the flower.
- I used purple to add some dots and lines.
- I used brown to colour the stems.
- I mixed pink with white and red to create different tones.
- I sketched the shape and lines of the flower.
- I coloured the leaves and petals.


What materials did you use?









- Acrylic paint
- Brush
- Pencil
- Markers
- Fixative
- Glue
- Scissors
- Tracing paper

What I think about the book?

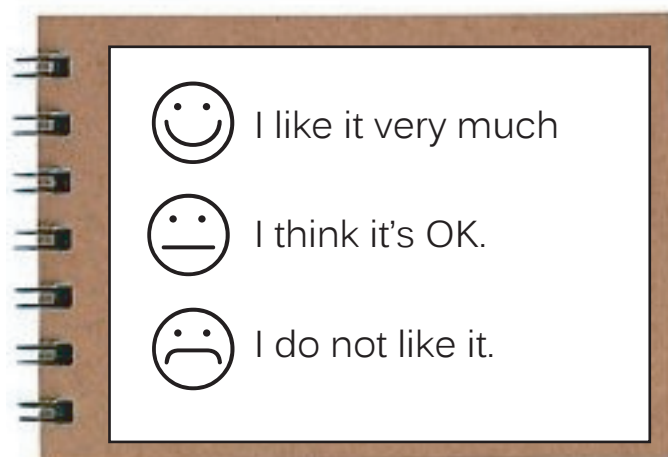
 I like it very much

 I think it's OK.

 I do not like it.

The illustrator	
Art cover	
Character	
The story	
Ending	

What I think of the project?



I can draw characters for different landscapes.

TRUE or FALSE?

I can collect ideas for my art work.

YES / I THINK SO/ NO

I can understand my teacher's explanations

NEARLY ALWAYS/ OFTEN/ SOMETIMES

What I want to improve is:

Now I'm better at:

