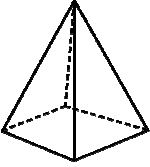
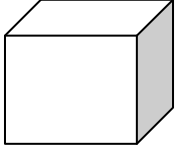
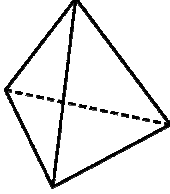
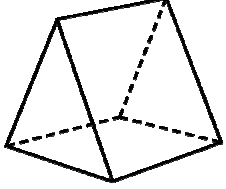

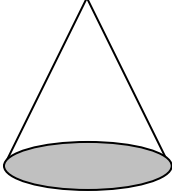
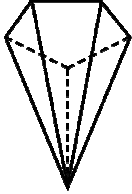

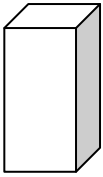
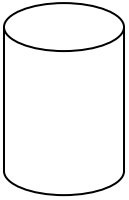
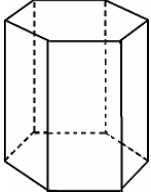
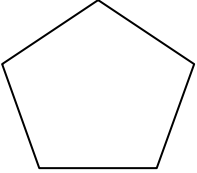


Teaching resources 3: DOMINO 1

Make 2 prints of this sheet. if you want a domino piece for each student, or one, to work in pairs. Cut out the discontinuous line.

| | | | |
|---|---|--|---|
|  |  |  |  |
| Who has the cube? | Who has the triangular pyramid? | Who has the triangular prism? | Who has the sphere? |
|  |  |  |  |
| Who has the cone? | Who has the pentagonal pyramid? | Who has the square? | Who has the square prism? |
|  |  |  |  |
| Who has the cylinder? | Who has the hexagon prism? | Who has the pentagon? | Who has the square pyramid? |