

THE SEASONS THROUGH SOME ARTISTS
CLIL Unit

María José Cegarra San-Nicolás

Nottingham, April 2009



Please, take a pencil and draw 6 pieces of fruit: (in pairs)




Examples:

orange, banana, melon, grapefruit, lemon,

pineapple, watermelon, pear, apple, cherry,

peach, avocado, strawberry, blackberry, grapefruit.



***Draw a face using fruit:**



Name:

Date:

MATERIALS


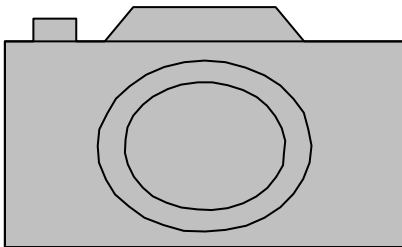
*Complete:

(Tick with a **x** in the chart)

		a book	a picture	a magazine	Cut-outs	Some magazines
I	have got					
we	have got					

Write one sentence:

We have got...





Lesson 3, Activity 1 **GUESS MY NAME**

Worksheet 4

RIDDLE A DAY,
RIDDLE AWAY
ARE YOU READY TO PLAY?
RIDDLE FUN, RIDDLE GAME,
CAN YOU GUESS MY NAME?

Complete with one word:

CAN YOU SEE WHAT IT IS?



It is part of an



They are



It is part of a



They are



LOOK AT THE PICTURES AND COMPARE



PICTURE
OF THE OWN
CREATION



1. Look carefully at Arcimboldo's picture and explain to your class mates.
2. Follow the example: **WHAT CAN YOU SEE? / I CAN SEE THAT THE NOSE IS...**










I can see that	the nose the cheeks the ears the lips the teeth the chin	is	a pumpkin a pear a turnip a pomegranate a fig a mushroom
We can see that	the neck the hair the hat the eyelashes the eyebrow the shoulder the frame	are	a celery olives black berry flowers oats a quince a vat

3. Look carefully at the picture of your 3D creation of Autumn.
4. Compare the picture to Arcimboldo's laminated picture of Autumn.
5. Follow the example to talk to your class mates about **your creation: WHAT CAN YOU SEE? / I CAN SEE THAT THE CHEEK IS AN APPLE.../**
(You can use a dictionary)






FEELINGS WHILE LISTENING TO THE MUSIC

- a)*Listen to the piece of music by J. HAYDN, *The Seasons*. It is a piece from the Introduction to “Autumn” (1’53”)
- b)*As you listen to the piece of music, think of how the music makes you feel.

 c) * Look at the feeling/mood faces in the boxes:		
 SAD	 HAPPY	 ANGRY
 SURPRISED	 RELAXED	 INDIFERENT
 d) * Draw a face that matches your feeling/s:		
 e)* Talk to your partner: Example: <i>How do you feel? / I feel relaxed</i>		



HOW IS THE MUSIC?	THE MUSICIANS	!!!!	!				
		fast	slow	loud	soft	wild	calm
1) Josep Hayden's introduction to Autumn in <i>The seasons</i> Hayden: (1732-1809)							
2) Joseph Hayden's <i>Autumn: Cheer now! The wine is here!</i>							
3) Antonio Vivaldi's <i>Allegro in Autumn</i> composition in <i>The four Seasons</i> Vivaldi: (1678-1741)							



Date:

Name:

Lesson 6 Activity 1

Worksheet 9**Giuseppe Arcimboldo*****The Autumn***

1573

Oil on canvas

76 x 63.5 cm

Paris, Musée du Louvre, inv. No.R.F. 1964-32



Date:



Name:

Lesson 6 Activity 1

Worksheet 10**Bacchus Caravaggio**, c.1595

oil on canvas 95 cm x 85 cm (37 in x 33 in) Uffizi, Florence




<p>Lesson 6: Activity 1 <i>Worksheet 11</i></p>		<p>From the previous information, WRITE THE KEY WORDS:</p>
 <p>1595: This is a picture made by Caravaggio. It represents Bacchus</p>	<p>REFERENCES: From: The Columbia Encyclopedia, Sixth Edition. Date: 2008 www.encyclopedia.com</p> <p>Bacchus , in Roman religion and mythology, god of wine; in Greek mythology, Dionysus. Dionysus was also the god of tillage and law giving. He was worshiped at Delphi and at the spring festival, the Great Dionysia. In Rome, the mysteries of his cult were closely guarded, and he was identified with an ancient god of wine, Liber Pater. Many legends connected with Dionysus were also used in the cult of Bacchus.</p>	<p>Bacchus</p>
	<p>WHAT CAN YOU SEE ON THE BOY'S HEAD?</p>	
	<p>I CAN SEE...</p>	<p>Leaves, ...</p>
	<p>WHO PAINTED THIS PICTURE? (on the left)</p> <p>.....painted this picture in 1573.</p> <p>WHAT IS THE NAME OF THE PICTURE?</p> <p>It is</p> <p>WHAT CAN YOU SEE ON THE MAN'S HEAD?</p>	<p>A pumpkin, ...</p>


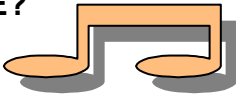







Date:


Name:

Lesson 6: Activity 3		Worksheet 12
William SHAKESPEARE 1564-1616	POEM	RHYME
	<p>JOLLITY Come thou, monarch of the vine, Plumpy Bacchus with pink eyne, In thy vats our cares be drowned; With thy grapes our hair be crowned. Cup us till the world go round! Cup us till the world go round!</p> <p style="text-align: center;">****</p> <p>Shakespeare: <i>Anthony and Cleopatra 2.7.112-17</i></p> <p>References: In Armstrong, J. (2001) <i>Songs and Sonnets</i>. London: The Arden Shakespeare p.7</p>	<p>A A B B C C</p>
DRAW SHAKESPEARE'S PORTRAIT	WRITE THE KEY WORDS	




Lesson 7	Activity 1,2 & 3							Worksheet 13	
THE MUSICAL COMPOSITION	THE MUSICIANS	WHAT IS THE MUSIC LIKE?						WHICH INSTRUMENTS CAN YOU HEAR?	WHAT DO YOU FEEL?
		!!!!	!						
		bright (write your choice)	quiet	high	low	stormy	peaceful	 Instruments (underline or write your choice)	 I FEEL... (underline or write your choice)
1) Josep Haydn's Aria n°42 to Winter in <i>The seasons</i> Haydn: (1732-1809)								*guitar *accordion *piano *saxophone *violin *	*happiness *sadness *anger *surprise *
2) Antonio Vivaldi's <i>Allegro non molto</i> Winter composition in <i>The four Seasons</i> Vivaldi: (1678-1741)								*guitar *accordion *piano *saxophone *violin *	*happiness *sadness *anger *surprise *



Lesson 7	Activity 4 <i>Worksheet 14</i>	Date:	Name:
VIOLIN A trompe-l'oeil painting of a violin hanging on a door, by JAN VAN DER VAART (c.1653-1727) Chatsworth, Bakewell, Derbyshire		DRAW A VIOLIN	
			



Lesson 7	Activity 6	Worksheet 15	Name:	
MARIAH CAREY		CHORUS OF THE SONG: EMOTIONS	KEY WORDS	MEANING
		<p>MARIAH CAREY - EMOTIONS You've got me feeling emotions Deeper than I've ever dreamed of You've got me feeling emotions Higher than the heavens above</p>	<p>Example: Feeling</p>	<p>.....</p>
DOES SHE FEEL EMOTIONS?		DO YOU LIKE THE SONG?		

**MARIAH CAREY – EMOTIONS**

***You've got me feeling emotions
Deeper than I've ever dreamed of
You've got me feeling emotions
Higher than the heavens above***

*I feel good
I feel nice
I've never felt so
Satisfied
I'm in love
I'm alive
Intoxicated
Flying high
It feels like a dream
When you touch me tenderly
I don't know if it's real
But I like the way I feel
Inside*

[Chorus]

*In the morning
When I rise
You are the first thing
On my mind
And in the middle
Of the night
I feel your heartbeat
Next to mine
It feels like a dream
When you touch me tenderly
I don't know if you're for real
But I like the way I feel
Inside*

[Chorus]

*You know the way to make me
Lose control
When you're looking into my eyes
You make me feel so
High*

[Chorus]



Match the pictures to the seasons:


1. WHICH PICTURE CORRESPONDS TO THE **SEASON**?



*This picture shows a **winter** landscape.



*This picture shows a **summer** landscape.



*This picture shows a **spring** landscape.



*This picture shows an **autumn** landscape.

2. ARE ALL THE SEASONS REPRESENTED?

(Tick the right answer. Use the **x** symbol)

Yes, they are.	
No, they are not.	

If the answer is: No, they are not.

3. WHICH SEASON MIGHT NOT BE REPRESENTED?

(Example: **Autumn** is represented)





Autumn:

Winter:

Spring:

Summer:



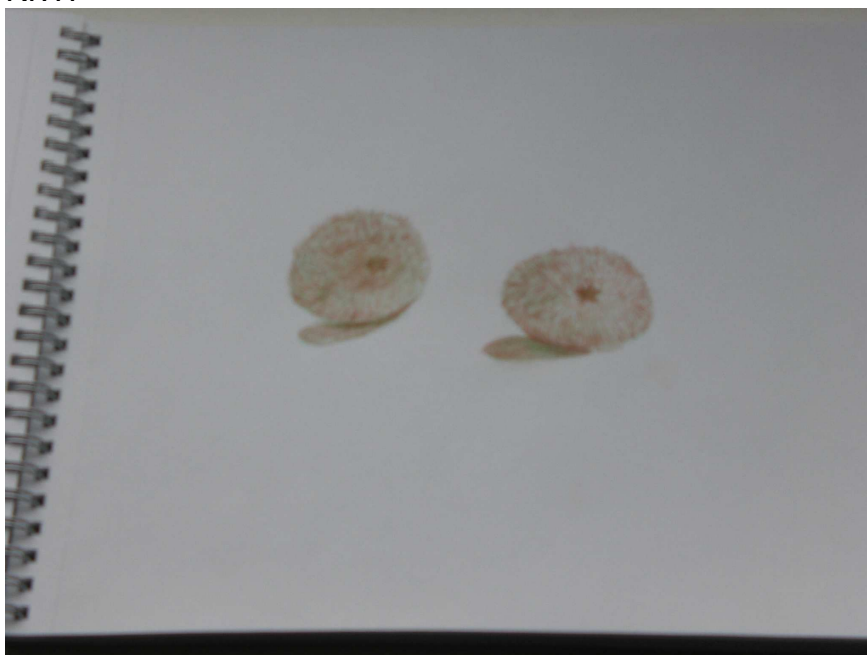
Lesson 8	Activity 3 <i>Worksheet 18</i>	
	MAKE LABELS FOR THE DISPLAY Put the following actions in order (Talk to your partner)	DRAW THE PICTURE (If necessary)
ORDER NUMBER	ACTIONS (PROCEDURE)	PICTURE
1	Take your stetch book	
2	Draw 5 cm wide lines to make a label	
3	Design letters (SPRING, THE FOUR SEASONS...)	
4	Stick petals, leaves...	
	Stick the label on the display	
	Go to the display	
	Cut out the 5 cm wide strips	
	Stick the flowers, petals, leaves on the labels.	







KIWI







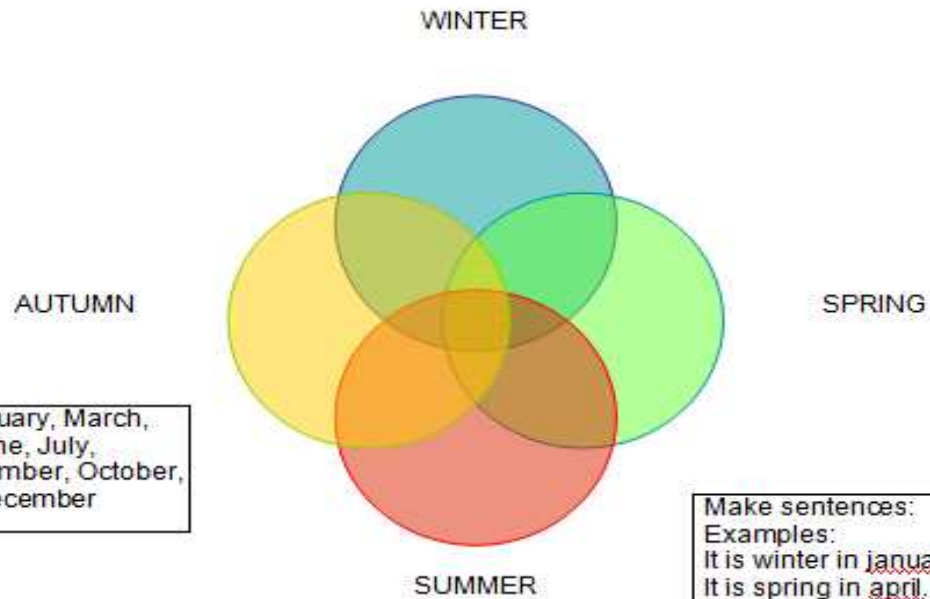
THE SEASONS THROUGH SOME ARTISTS

NOTTINGHAM 2009

THE MONTHS AND THE SEASONS

Lesson 10- Activity 1,

Worksheet 23



January, February, March,
 April, May, June, July,
 August, September, October,
 November, December

Make sentences:
 Examples:
 It is winter in january.
 It is spring in april.

María José Cegarra San-Nicolás

CEIP Narcís Monturiol (Roses)



THE SEASONS THROUGH SOME ARTISTS

Lesson 10 Activity 4

Worksheet 24

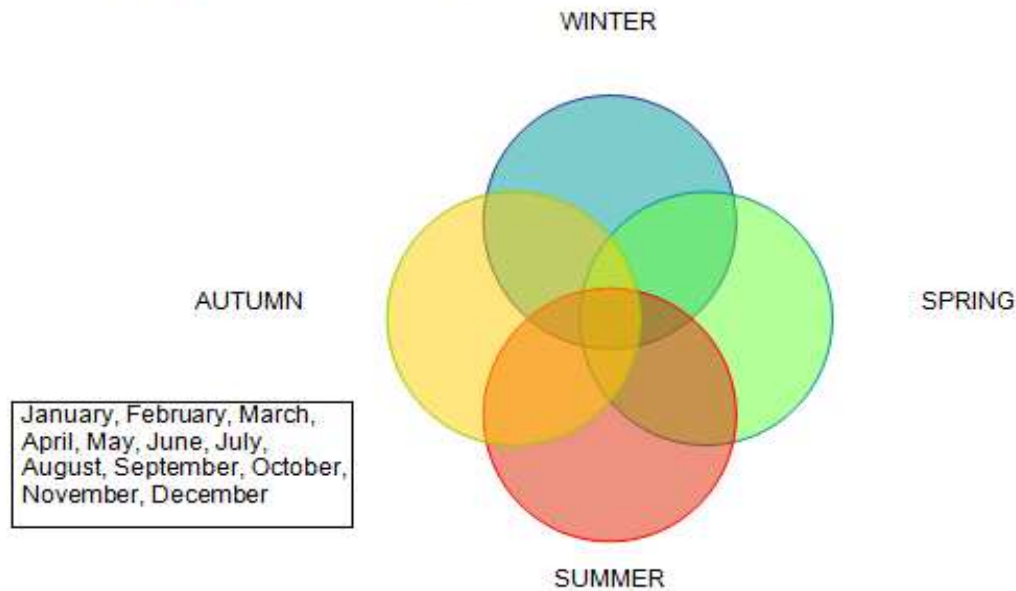
NOTTINGHAM 2009



Name:

THE MONTHS AND THE SEASONS

Put the names of the months in the diagram, taking into account that you are in a Mediterranean country.
Discuss where you put March, June, September and December. Why?



María José Cegarra San-Nicolás

CEIP Narcís Monturiol (Roses)